

Switch on,
Switch off.

SKYLINE

SDX2™
SMART GLASS



At-A-Glance

SDX2™ smart glass switches between clear and translucent for instant privacy.

Made in Chicago

In our Chicago factory, the interlayers are precision-cut, wired, and laminated into glass

2% Haze in ON state

Compared to competitor average: 4-7%

Patented Control Hardware

Allows for 24/7 operation and reduced power consumption

Endless Control Options

On/Off, dim, and fade controllable with traditional switches, remotes, touch screens, and automation systems, and more

Multi-Use Product

Supports rear projection and can serve as a writable surface

Made with Starphire Tempered Glass

Connections Allow For Easy On-Site Wiring

5-year Warranty



It is a contemporary solution that supports hygiene, privacy, and wellbeing in offices, hospitals, hotels, and retail spaces.

Privacy and Versatility

Full visibility or instant translucency for privacy, shading, thermal control, and transparent displays. Optimize space and create agile open or hybrid floor plans.

Hygienic and Easy Maintenance

As the technology is fully encased between glass, SDX2 is an easy-to-clean, pathogen-resistant solution that replaces traditional window treatments and privacy curtains.

Instant Ambiance Control

Flexibility to control the use and ambiance of a space instantly, wellbeing is enhanced with access to natural light and views.

Sound Reduction

Acoustic properties of SDX2 help absorb, reflect, or block sound, creating a quieter environment with more privacy.

Offices



Supports flexible, open office designs

SDX2 enhances employee well-being and productivity by increasing access to natural light, mitigating sound transmission, and creating a dynamic work environment.

Doubling as a whiteboard or projection screen maximizes space and functionality.

- Conference rooms

- Executive Suites

- Private Offices

- Lobbies & Waiting Areas

- Desk Dividers

- Windows



Hospitals



Hygienic, flexible, & quiet healing spaces

SDX2™ allows for the flexibility to support discreet patient monitoring while letting in natural light and maintaining privacy. It eliminates the need for fabric curtains that can harbor infections.

The SDX2 technology is encased between glass, creating an easy-to-clean surface with acoustic properties that help create a quiet, clean healing environment.

- Patient & Corridor-Facing Rooms

- ICU/NICU

- Neonatal Units

- Medical Office Buildings

- Lobbies & Waiting Areas

- Windows

- Isolation Units

Hotels



Privacy and shading without curtains

SDX2™ provides privacy and shading without curtains, reducing HVAC and maintenance costs, while offering customizable, modern designs.

Its easy-to-clean glass surface also cuts hotel laundering and replacement requirements.

Convention halls

Business Centers

Glass Elevators

Skylights

Bathroom Enclosures

Lobbies

Spas and gyms

SKYLINE

Retail



Dynamic displays & custom messaging

SDX2™ captures shopper attention with projected displays, replacing static signs with customizable digital messaging. The product enhances branding and communication options by revealing store interiors when transparent and serving as an advertising platform when opaque.

Storefronts

In-Store Displays

Dressing Rooms

Checkout Areas

Corporate Offices

Visual Merchandising

skyline.glass

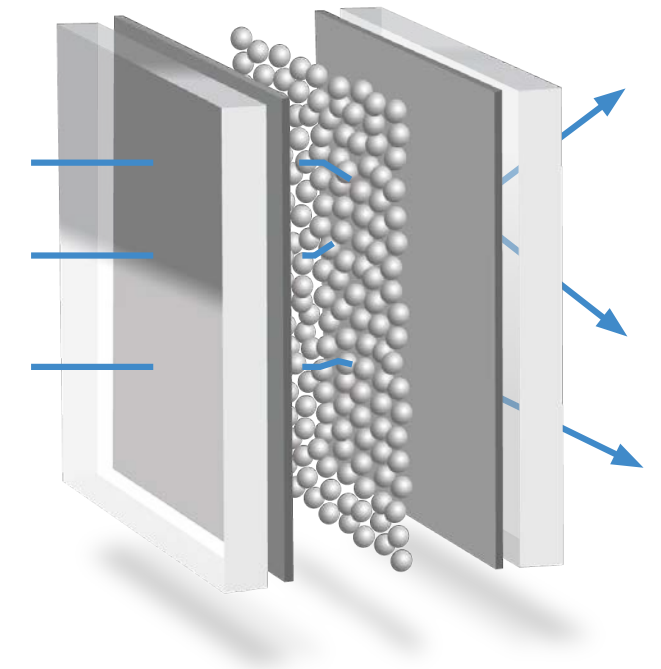
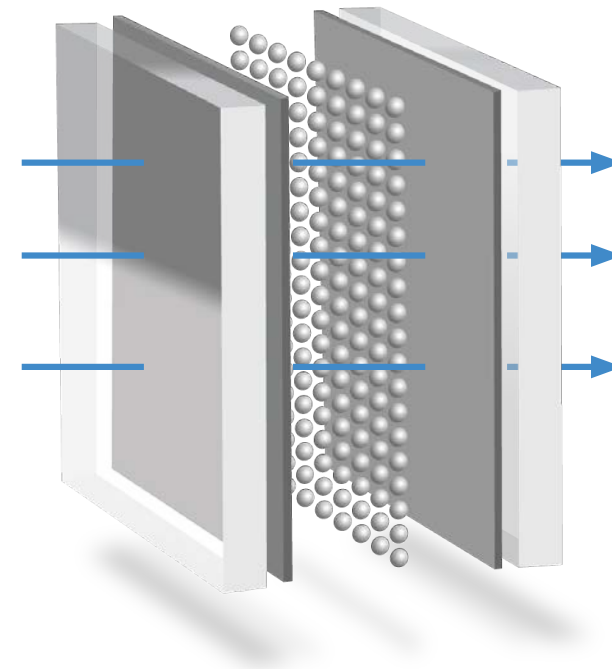
How it works:

SDX2™ smart glass controls light transmission by altering the opacity of the glass with electrical input.



ON / Molecules align, allowing light to pass through and create transparency.

OFF / Molecules scatter, diffusing light and creating opacity.





SDX2™ can be paired with patterns, imagery, logos and color. Combine the technology of switch glass with the beauty of digitally printed or eco-etched patterning.

**If you can dream it,
Skyline can make it.**





Compatibility

Made in sizes up to 70" x 144" with holes and notches for compatibility with conventional, demountable or storefront glazing systems.

C, U, and T profiles

Frameless butt glazed finishes

Double glazed partitions with acoustic control

Aluminum and wood modules

Various types of doors & hinges
(sliding, accordion, swing, and more)



Control Options

From wall switches and remotes to touch screens and custom automation systems

Wi-Fi Touch Screens

Radio Frequency Remotes

ON/OFF Switches

Dimmer Switches

Integration with automation systems
(Google, Alexa, and custom programs)

Made in our Chicago factory, SDX2™ offers versatile, durable performance with unmatched reliability.

Paired with patented controllers, it offers high optical, mechanical, and electrical performance.

Function

Allows a laminated panel to switch from completely opaque to transparent instantly with the application of an electrical current to an embedded layer of liquid crystal particles using proprietary controllers.

Switching Action

An array of switching options (including dimming) are available from a basic single-pole/single throw switch to advanced integration into automation systems.

Glass Size & Thickness

Max. size: 70" x 144"

Max. Thickness: 3/4"

Min. Thickness: 5/16"

Common Thickness: 1/2"

Energy Data

Input Power: 110–220 VAC / 50-60Hz

Energy Consumption:

ON: ~3 watts/ sq meter

OFF: 0 Watts in privacy state

Energy Certification

 UL recognized

Switching Speed:

Translucent to Clear: Approx 3 ms

Clear to Translucent: Approx 150 ms

Operating Temp: -20°C to +70°C

Performance Data (ON)

Parallel Light Transmission: 78%

Total Light: 80%

Haze Range: Min 2.1%, dependent on type and thickness of substrates used

Performance Data (OFF)

Parallel Light Transmission: 3%

Total Light: 65%;


Haze Range: Full, dependent on type and thickness of substrates used

Power Leads

Leads generally exit top center of panel—10' of lead standard

Composition

This product is manufactured using ANSI Z97.1 for laminated safety glass construction



1. Glass
2. EVA Adhesive Interlayer
3. Switch Film Interlayer

Patented Controllers

Control Options

Supports On/Off, Dimming, and Fade transitions for customizable environments.

Compact Design

Small form factor and footprint enable easy installation in various settings.

High Capacity

Large drive capacity to support extensive installations.

Enhanced Protection


Enhanced safety features, like surge protection, offer better ROI by extending product life.

Energy Efficiency

Ultra-low voltage operation cuts power consumption by up to 40%.

Seamless Integration

Compatible with WIFI, DMX, and RS-485, allowing easy connection to existing automation systems.



Controller Specifications

Mini

Universal Input
110/220VAC, 50/60Hz, 450mA

Output Voltage
42,48,70VAC Square wave,
25/30/32/50/60Hz, 600mA

Powers SDX2 areas up to 4m² / 43ft²

Approx. Size: 5"L x 3"W x 1.5"H

Weight: 1 lb.

Wall Mounting: Built-in

Output Channel: 1

Configurations: On/Off, Fade

DMX: N/A

COM: N/A

Cascade: N/A

Flex

Universal Input
110/220VAC, 50/60Hz, 1360mA

Output Voltage
42,48,70VAC Square wave,
25/30/32/50/60Hz, 1970mA

Powers SDX2 areas up to 10m² / 107ft²

Approx. Size: 6.5"L x 4.1"W x 1.5"H

Weight: 1.6 lbs.

Wall Mounting: Mounting Brackets

Output Channel: 1

Configurations: On/Off, Dimmer

DMX: On/Off, Dimmer, Open Interface

COM: On/Off, Dimmer, Open Interface

Cascade: 0-10VDC

MultiPlex

Universal Input
110/220VAC, 50/60Hz, 1360mA

Output Voltage
42,48,70VAC Square wave,
25/30/32/50/60Hz, 1970mA

Powers SDX2 areas up to 10m² / 107ft²

Approx. Size: 9"L x 4.1"W x 1.5"H

Weight: 2.1 lbs.

Wall Mounting: Mounting Brackets

Output Channel: 1 to 32

Configurations: On/Off, Blinds Fade

DMX: DMX On/Off

COM: On/Off, Fade

Cascade: N/A

SKYLINE



TRANSFORMING GLASS

skyline.glass