

# SKYLINE DESIGN GLASS RUNWAY

MIX + MATCH  
TOOLKIT



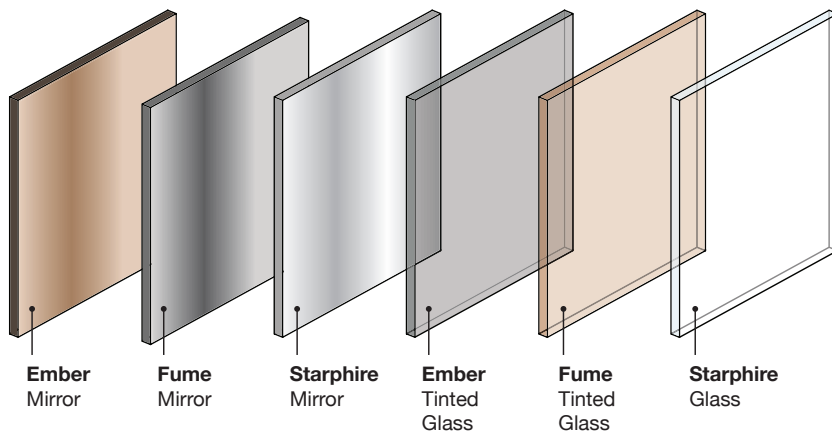
# SKYLINE DESIGN GLASS RUNWAY

# MIX + MATCH TOOLKIT

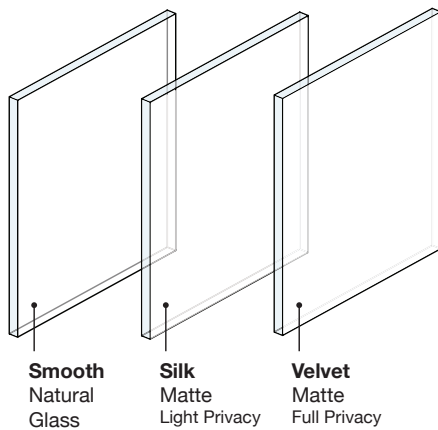
Mix and match warm and cool tones with patterns and gradients to create the look you want at the price point you need.

1. Choose your glass or mirror base color.
2. Select your glass finish.
3. Add texture or pattern to complete the look.

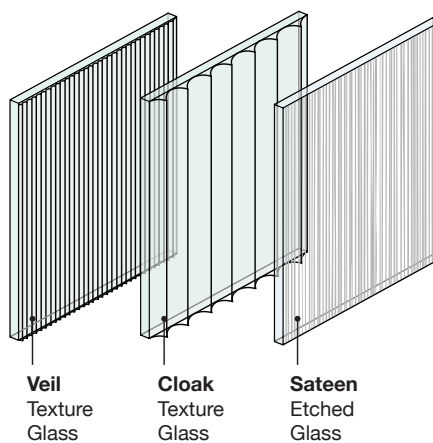
## GLASS BASE COLOR



## GLASS FINISH

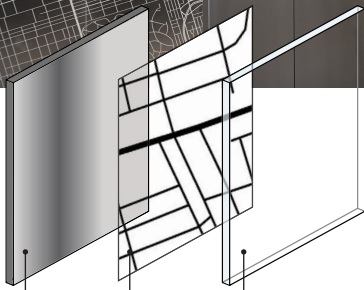


## GLASS PATTERN & TEXTURE

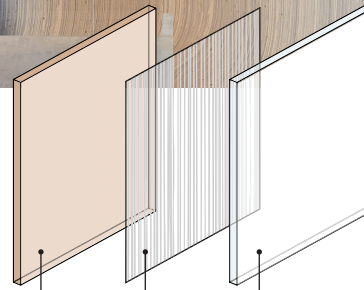


# SKYLINE DESIGN GLASS RUNWAY

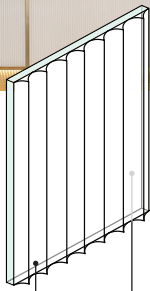
## GET THE LOOK



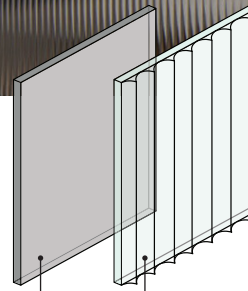

**Fume Mirror**  
**Printed Pattern**  
PVC-free Interlayer  
**Starphire Glass**



**Ember Tinted Glass**  
**Sateen**  
PVC-free Printed Interlayer  
**Silk Matte**



**Cloak Texture Glass**  
**Vitracolor**  
Back-paint in White



**Fume Tinted Glass**  
**Cloak Texture Glass**

# SKYLINE DESIGN GLASS RUNWAY

## Glass & Mirror Specifications

### Cloak

---

1/4" Clear Glass (Green tint)  
Sizes up to 64" x 124"

### Veil

---

1/4" Clear Glass (Green tint)  
Sizes up to 58" x 98"

### Sateen

---

1/4", 3/8", 1/2", 3/4" Glass  
Sizes up to 72" x 144"

### Starphire Glass

---

1/4" Starphire Ultra-Clear Glass  
Sizes up to 72" x 144"

### Ember Glass

---

1/4", 1/2" Bronze Tint Glass  
Sizes up to 72" x 144"

### Fume Glass

---

1/4", 1/2" Gray Tint Glass  
Sizes up to 72" x 144"

### Mirror

---

1/8", 1/4" Starphire Mirror  
Sizes up to 72" x 144"

### Ember Mirror

---

1/4" Bronze Tint Mirror  
Sizes up to 72" x 144"

### Fume Mirror

---

1/4" Gray Tint Mirror  
Sizes up to 72" x 144"