

## Care Boards

### Technique

Vitracolor, side two

AST III/Vitracolor, side two

### Glass

Low-iron PPG Starphire tempered safety glass

### Sizes

Horizontal, square, and vertical orientations

18"x 24", 18"x 48", 24"x 30", 24"x 36", 30"x 30", 30"x 36",  
36"x 36"

### Thickness

1/4"

### Text

Standard font used is Helvetica Neue

Custom text (copy and font) available at no additional charge

### Customization

Available

Details such as holes and notches are available upon request

### Accessories

Mounting brackets included

Anodized aluminum rail and rare earth magnets available at an additional charge. Choice of black or white magnets.

### Applications/Suggested areas of use

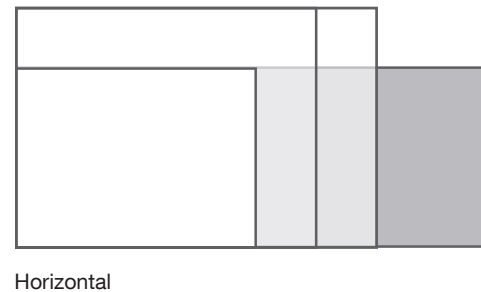
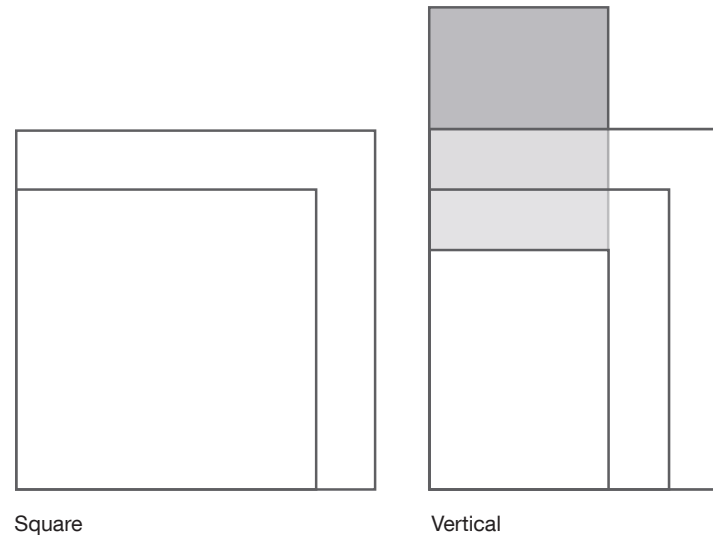
Patient Rooms

Nurses Stations



Conference Rooms

Corridors

Lobbies and Waiting Areas



## Henry Domke




check resolution for 36x36

Left to right, top to bottom:

Ivory Exuberance 0808K, White Tree Leaf 6369, Gulf Coast Waves 8751, Beech Leaves 4900  
Blue Aspens 0917, Lanceleaf Coreopsis 2223, Winged Sumac 3688, Red Peony 0906  
Pink Dogwood 0007, Two Aspen Trunks 1071, Red Hot Poker 2029, Lily Panorama 0770K

## Steven Meyers




Left to right, top to bottom:  
Dahlia Tall, Allium, Giant Calla, Celosia, Parrot Tulips  
Ginkgo Dance, Wild Fern, Daffodil  
Hydrangia, Sheer, Triumph, Dogwood

## Working with the Images


### Care Board Design

- Select the orientation of your care board: square, vertical, or horizontal
- Choose opacity
- Do you want text, or just photography? If text, how many lines do you need, how much space for notes, etc?
- Select photo placement, per options below
- Select a part or whole of the image (zoom or crop to your preference)
- Do you want to add your logo? Where? Top, bottom, left, right, centered?

### Select orientation



Square




Vertical



Horizontal

### Choose opacity



**Select photo placement** Consider space needed for text/writing. Crop photo to your specification: full coverage, centered, left- or right-justified)

Key:

A - Full coverage

B - Left edge


C - Right edge

D - Top


E - Bottom

F - Text box on left

G - Text box on right




A



B



C



D



E



F




G



**Text and Logo size and placement**

Determine the amount of text you need, how much space you may need for writing, and if you want to include a logo.



Room \_\_\_\_\_

Phone \_\_\_\_\_


Primary Physician \_\_\_\_\_

Nurse \_\_\_\_\_

Phone \_\_\_\_\_

Notes \_\_\_\_\_

\_\_\_\_\_



ABC Hospital